

# Vacuum Cleaner

# HITACHI

Inspire the Next



## High Power Cyclonic Technology

Eco-technologies ensure energy-saving and eliminate harmful materials while new high-performance features enhance everyday life!

# Canister Type Cyclonic Models



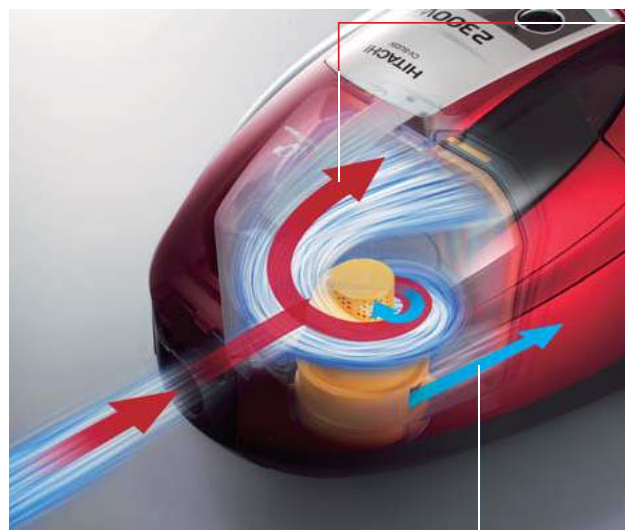
## Hitachi Cyclonic Technology

### High Power Motor up to 2300W<sup>\*1</sup>

The high-power motor creates high suction power enabling cleaner, easier vacuuming.  
<sup>\*1</sup> Wattage differs depending on the model. Please refer to the specifications.

### Dust & Air Centrifugal Separation System

Airflow generated in the tube filter creates a powerful cyclone that efficiently separates dust and air to collect dust while maintaining airflow.



#### Dust Compression Technology

Centrifugally separated dust is captured in a separate dust collecting chamber and compressed by the powerful cyclone.



#### Large 3.2L Dust Capacity

The body is compact but it can hold a large amount of dirt. That's because dust compression technology compresses dust by 50%<sup>\*2</sup>. As a result, even though the dust case has a capacity of 1.6L, it can hold 3.2L of dust.

<sup>\*2</sup> Tested by Hitachi. Compression rate varies depending on dust type.

#### Long Lasting Suction Power

Clean air separated from dust by the Tube Filter reduces blockage of the filter to maintain powerful suction.



#### Easy to Empty

Easy, one-touch operation means your hands stay clean, and because dust is well-compressed it can be removed with minimal dust flying. Cleaning the dust case is easy, too.

## Easy to Clean Filter & Dust Case

Hitachi's dust case and the filter, when it's dirty, can be washed with water. A dust disposal mechanism and maintenance brush are also included for easy cleaning and maintenance to keep the unit clean at all times.



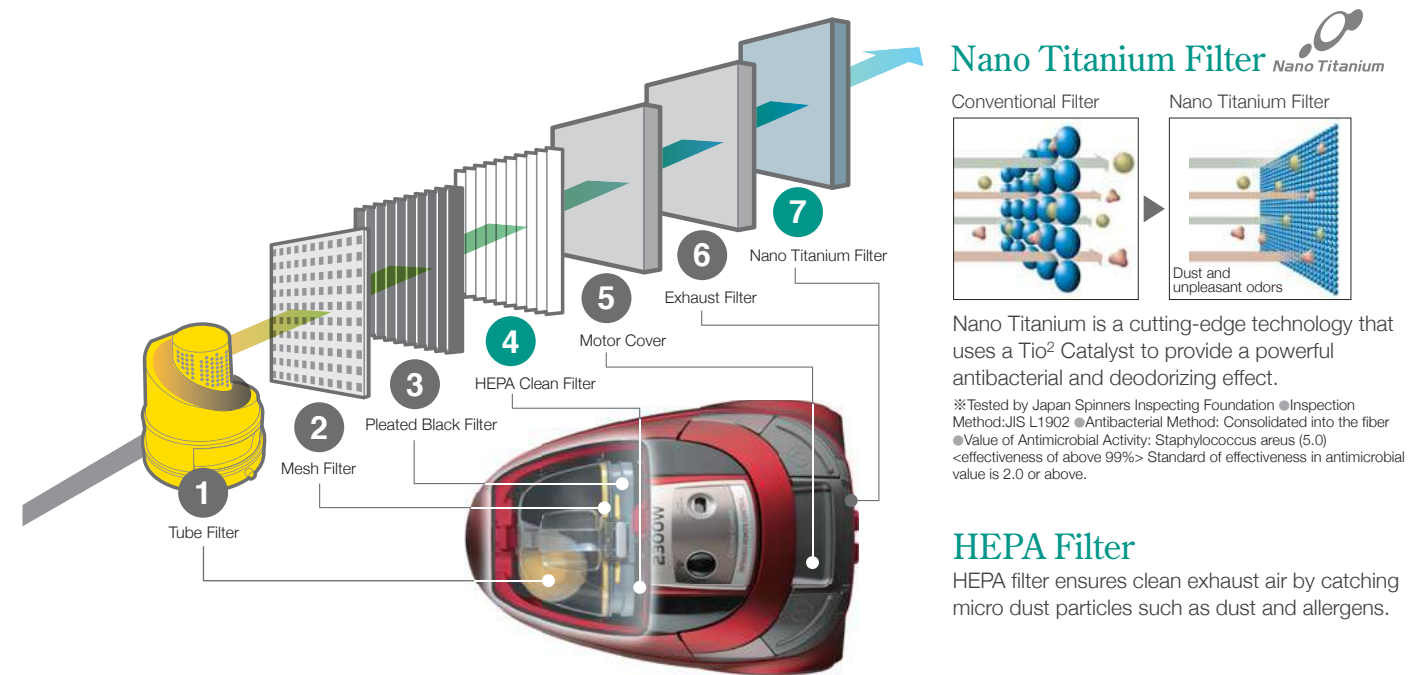
## Dust Indicator to Prevent Overflow

The indicator turns orange when the dust case is full to let you know when it needs emptying, preventing overflowing for extra hygiene and comfort.

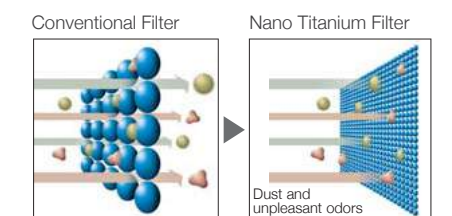


## Clean Air with 7-Stage Filtration

Using Hitachi's cyclonic technology and the HEPA and Nano Titanium filters, the innovative 7-stage filtration system is designed to capture even the finest particles to ensure clean exhaust air.



### Nano Titanium Filter



Nano Titanium is a cutting-edge technology that uses a Tio<sup>2</sup> Catalyst to provide a powerful antibacterial and deodorizing effect.

<sup>※</sup> Tested by Japan Spinners Inspecting Foundation @Inspection Method: JIS L1902 @Antibacterial Method: Consolidated into the fiber @Value of Antimicrobial Activity: Staphylococcus aureus (5.0) <effectiveness of above 99%> Standard of effectiveness in antimicrobial value is 2.0 or above.

### HEPA Filter

HEPA filter ensures clean exhaust air by catching micro dust particles such as dust and allergens.

**Hitachi's cyclonic type vacuum cleaner was awarded the Allergy UK Seal of Approval in recognition of its proven ability to reduce exposure to allergens.**

<sup>※</sup> Tested by Allergy UK (The British Allergy Foundation). Tested with house dust mites and pollen. Applies to the CV-SU23V, SU22V, SU21V, SU20V, SY21V and SH20V.





# A New Level of Convenience

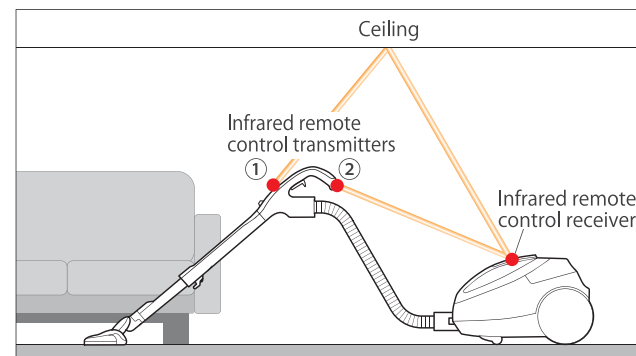


## Handy & Easy Remote Control (Infrared Remote Control)



### Grip Handle with Variable Power Settings

With infrared remote control, power settings are right by your hand so you can easily switch between HIGH/MEDIUM/LOW power to match the place and type of floor surface your vacuuming for more efficient cleaning. Another advantage of infrared remote control is that you don't have to keep reaching for the main unit so cleaning is easier than ever.



### Twin Light Emission System

Optical signals transmitted from light emitter ① reach the cleaner after being reflected off the ceiling. Even in a room with a high or vaulted ceiling, thanks to the twin light emission system, optical signals for operation mode switching can still be received from light emitter ②. To enable regular confirmation of battery power, there's a battery checker.

## Here's When It's Handy!



You can adjust power to continue cleaning even when there's a rug on the floor.



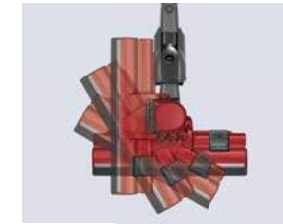
You can immediately switch power off if something other than dust is sucked in.



You can control power with one hand while moving things that are in the way.

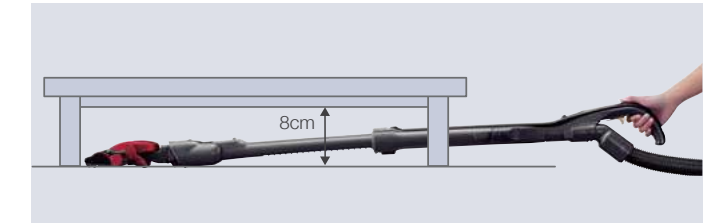
# For More Efficient Cleaning

Hitachi's Original Multi Angle Head ※Applies to the CV-SU23V, SU22V and SU21V.



### Free-Moving Head

The head rotates vertically 90° either side, so you can reach dust between furniture and in narrow spaces.



### Flat Mechanism

Because the head stays flat, you can clean thoroughly even under low furniture such as your bed or sofa.

### Grip Handle<sup>\*1</sup>



The grip fits comfortably in the hand, so rotating the head is easy, enabling effortless, trouble-free cleaning.

### One-Touch Swivel Brush<sup>\*2</sup>



Remove the head, and the rotating brush appears to enable easy cleaning of hard-to-reach areas.

### One-Touch Zoom Pipe<sup>\*2</sup>



The ergonomically designed trigger lets you easily adjust the length of the pipe as desired.

### Quick Carrying Handle<sup>\*2</sup>



This convenient handle assures easy carrying even on stairs.

\*1 Applies to the CV-SU23V, SU22V, SU21V and SU20V. \*2 Applies to the CV-SU23V.

## Accessories

For all cyclonic models

### Wide 2-Step Rug Floor Nozzle<sup>\*3</sup>



The suction head can be easily adjusted in 2 ways for different surfaces.

### Tool Holder



Holds two easy-to-remove nozzle types for different vacuuming needs.

### Dusting Brush



The brush lets you clean uneven surfaces.  
※The CV-SU23V comes with a One-Touch Swivel Brush.

### Crevice Nozzle



The nozzle lets you clean hard-to-reach spaces such as crevices in fabrics.

## User-Friendly Features

In all cyclonic models

### Large Wheels



The large wheels on the compact body assure light, smooth movement.

### Telescopic Pipe



Enables pipe length adjustment as desired.  
※The CV-SY19 and SH18 come with metal pipe.

### Twist-Free Hose



Regardless of how you move or rotate the head, the hose remains free of twists.

### Blower Function



You can also blow dust to clean light fittings, curtains and places such as entrances and hallways.

### Power Control<sup>\*4</sup>



Power control on the body enables delicate adjustment of suction power.

※Features differ depending on the model. Please refer to the specifications. \*3 Applies to the CV-SU20V, SY21V, SH20V, SY19 and SH18. \*4 Applies to the CV-SY21V and SH20V.



# Handy & Easy Remote Controlled Cyclonic Models



**CV-SU23V 2300W**

Cyclonic Dust Capacity 1.6L

7-Stage Filtration (HEPA & Nano Titanium Filter)

Handy & Easy Remote Control Multi Angle Head

One-Touch Zoom Pipe One-Touch Swivel Brush

Quick Carrying Handle

- Grip Handle ●Tool Holder ●Crevice Nozzle
- Twist-Free Hose ●Blower Function ●Dust Indicator

# Cyclonic Models

**CV-SY21V 2100W** **NEW**

Cyclonic Dust Capacity 1.6L

7-Stage Filtration (HEPA & Nano Titanium Filter)

Power Control Wide 2-Step Rug Floor Nozzle

- Telescopic Pipe ●Tool Holder
- Dusting Brush & Crevice Nozzle
- Twist-Free Hose ●Blower Function
- Dust Indicator



BROWN METALLIC

**CV-SH20V 2000W**

Cyclonic Dust Capacity 1.6L

7-Stage Filtration (HEPA & Nano Titanium Filter)

Power Control Wide 2-Step Rug Floor Nozzle

- Telescopic Pipe ●Tool Holder
- Dusting Brush & Crevice Nozzle
- Twist-Free Hose ●Blower Function
- Dust Indicator



TITANIUM GOLD

RUBY RED

**CV-SY19 1900W** **NEW**

Cyclonic Dust Capacity 1.6L

Nano Titanium Filter

Wide 2-Step Rug Floor Nozzle

- Metal Pipe ●Tool Holder
- Dusting Brush & Crevice Nozzle
- Twist-Free Hose ●Blower Function
- Dust Indicator



AQUA BLUE

**CV-SH18 1800W**

Cyclonic Dust Capacity 1.6L

Nano Titanium Filter

Wide 2-Step Rug Floor Nozzle

- Metal Pipe ●Tool Holder
- Dusting Brush & Crevice Nozzle
- Twist-Free Hose ●Blower Function
- Dust Indicator



BLUE

GRAY



ROSE CHAMPAGNE

**CV-SU22V 2200W**

Cyclonic Dust Capacity 1.6L

7-Stage Filtration (HEPA & Nano Titanium Filter)

Handy & Easy Remote Control Multi Angle Head

- Grip Handle ●Telescopic Pipe
- Tool Holder
- Dusting Brush & Crevice Nozzle
- Twist-Free Hose ●Blower Function
- Dust Indicator



SAPPHIRE BLUE

**CV-SU21V 2100W**

Cyclonic Dust Capacity 1.6L

7-Stage Filtration (HEPA & Nano Titanium Filter)

Handy & Easy Remote Control Multi Angle Head

- Grip Handle ●Telescopic Pipe
- Tool Holder
- Dusting Brush & Crevice Nozzle
- Twist-Free Hose ●Blower Function
- Dust Indicator



TURQUOISE GREEN

**CV-SU20V 2000W**

Cyclonic Dust Capacity 1.6L

7-Stage Filtration (HEPA & Nano Titanium Filter)

Handy & Easy Remote Control Wide 2-Step Rug Floor Nozzle

- Grip Handle ●Telescopic Pipe
- Tool Holder
- Dusting Brush & Crevice Nozzle
- Twist-Free Hose ●Blower Function
- Dust Indicator

# Canister Type Bag Models



## CV-BR20V 2000W

- Cloth Bag
- Dust Capacity 3.0L
- HEPA & Nano Titanium Filter
- Power Control
- Wide 2-Step Rug Floor Nozzle

- Metal Pipe ●Tool Holder
- Dusting Brush & Crevice Nozzle
- Twist-Free Hose ●Blower Function ●Dust Indicator



TITANIUM GOLD



## CV-BH18 1800W

- Cloth Bag
- Dust Capacity 3.0L
- Nano Titanium Filter
- Wide 2-Step Rug Floor Nozzle

- Metal Pipe ●Tool Holder
- Dusting Brush & Crevice Nozzle
- Twist-Free Hose ●Blower Function ●Dust Indicator



BLUE

## CV-BU16S 1600W

- Cloth or Paper Bag\*1
- Dust Capacity 1.7L
- Easy Guide Rail
- Quick Carrying Handle
- Rug Floor Nozzle

- Plastic Pipe ●Tool Holder
- Crevice Nozzle ●Twist-Free Hose
- Dust Indicator

\*1 Bags selectable



BLUE

GRAY

### Easy Guide Rail

A smart function which enables users to set and take off bag easily.



### Quick Carrying Handle

This convenient handle assures easy carrying even on stairs.



## CV-BM16 1600W

- Cloth or Paper Bag\*1
- Dust Capacity 1.5L
- Rug Floor Nozzle

- Plastic Pipe ●Tool Holder
- Crevice Nozzle ●Twist-Free Hose
- Dust Indicator

\*1 Bags selectable



## 5 Colors

Add a touch of color to your lifestyle with one of the five colors available.

# Canister Type Bagless Models



## CV-W2000 2000W

- Bagless
- Dust Capacity 6.5L
- Nano Titanium Filter
- 2-Step Rug Floor Nozzle

- Telescopic Pipe ●Tool Storage
- 2-Way Dusting Brush & Crevice Nozzle
- Twist-Free Hose ●Blower Function ●Dust Indicator



RUBY RED

SAPPHIRE BLUE

## CV-W1800 1800W

- Bagless
- Dust Capacity 5.0L
- Rug Floor Nozzle

- Plastic Pipe ●Tool Storage
- 2-Way Dusting Brush & Crevice Nozzle
- Twist-Free Hose ●Blower Function ●Dust Indicator



SILVER

## CV-W1600 1600W

- Bagless
- Dust Capacity 5.0L
- Rug Floor Nozzle

- Plastic Pipe ●Tool Storage
- 2-Way Dusting Brush & Crevice Nozzle
- Twist-Free Hose ●Blower Function ●Dust Indicator



WINE RED

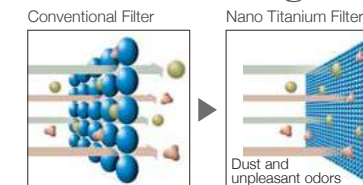
PLATINUM GRAY

## Clean Air with Nano Titanium Filter

Cutting-edge technology for a powerful antibacterial and deodorizing effect

Nano Titanium is a cutting-edge technology that uses a Tio<sup>2</sup> Catalyst to provide a powerful antibacterial and deodorizing effect. Nano Titanium particles are incredibly small (about 5nm). If you imagine the Earth's diameter is 1 meter, then 5nm would be the size of a golf ball compared to the Earth. The filter is packed with these minute particles which have an antibacterial effect and work to catch and resolve odors.

\*Tested by Japan Spinners Inspecting Foundation @Inspection Method:JIS L1902 @Antibacterial Method: Consolidated into the fiber @Value of Antimicrobial Activity: Staphylococcus aureus (5.0) <effectiveness of above 99%> Standard of effectiveness in antimicrobial value is 2.0 or above. \*\*Applies to the CV-BR20V, BH18 and W2000.



## Designed for More Efficient Cleaning

- Large Wheels
- 2-Step Rug Floor Nozzle<sup>2</sup>
- Telescopic Pipe<sup>3</sup>
- Twist-Free Hose
- Blower Function<sup>4</sup>



The large wheels on the body assure light, smooth movement.

The suction head can be easily adjusted in 2 ways for different surfaces.

Enables pipe length adjustment as desired.

Regardless of how you move or rotate the head, the hose remains free of twists.

You can also blow dust to clean light fittings, curtains and places such as entrances and hallways.

<sup>2</sup> Applies to the W2000. CV-BR20V and BH18 come with wide 2-step Rug Floor nozzle. <sup>3</sup> Applies to the CV-W2000. <sup>4</sup> Applies to the CV-BR20V, BH18, W2000, W1800 and W1600. \*Features differ depending on the model. Please refer to the specifications.



# Drum Type Pail Can Models



## Heavy-Duty Design

### High Power Motor

The high-power motor creates high suction power enabling cleaner, easier vacuuming.

### Large Dust Capacity

Large dust capacity lets you vacuum for longer without the need for frequent dust disposal.

### Strong Metal Body

The strong metal body ensures durability.

## User-Friendly Features



### 2-Step Rug Floor Nozzle

The suction head can be easily adjusted in 2 ways for different surfaces.

\*\*Applies to the CV-960Y, 950Y, 945Y and 940Y.



### Telescopic Pipe

Enables pipe length adjustment as desired.

\*\*CV-950Y, 945Y and 940Y come with plastic pipe.




### Twist-Free Hose

Regardless of how you move or rotate the head, the hose remains free of twists for extra cleaning convenience.



### Dusting Brush & Crevice Nozzle On Board Tool Storage

Tool storage holds two types of nozzles for different vacuuming needs.

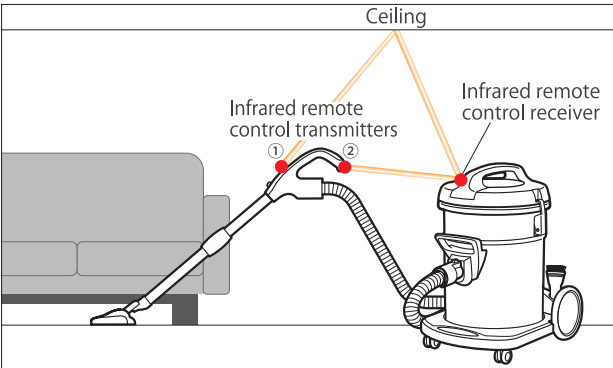


### Blower Function

You can also blow dust, a real convenience when cleaning light fittings, curtains and places such as entrances and hallways.

## Handy & Easy Remote Control NEW (Infrared Remote Control)

\*\*Applies to the CV-9850YR and 975YR.



### Grip Handle with Variable Power Settings

With infrared remote control, power settings are right by your hand so you can easily switch between HIGH/MEDIUM/LOW power to match the place and type of floor surface your vacuuming for more efficient cleaning. Another advantage of infrared remote control is that you don't have to keep reaching for the main unit so cleaning is easier than ever.

### Twin Light Emission System

Optical signals transmitted from light emitter (1) reach the cleaner after being reflected off the ceiling. Even in a room with a high or vaulted ceiling, thanks to the twin light emission system, optical signals for operation mode switching can still be received from light emitter (2). To enable regular confirmation of battery power, there's a battery checker.

## Here's When It's Handy!



You can adjust power to continue cleaning even when there's a rug on the floor.



You can immediately switch power off if something other than dirt is sucked in.



You can control power with one hand while moving things that are in the way.

## A New Level of Convenience

### Easy Dust Disposal Handle<sup>1</sup>

NEW



Dual handles make it easier to hold the body for more convenient dust disposal.

\*1 Applies to the CV-9850YR, 9800YJ, 975YR, 970Y, 960Y and 950Y.

### Tough Base<sup>1</sup> With Large Wheels

NEW



The tough base and large wheels assure extra light, smooth movement.

### Grip Handle<sup>2</sup>




The grip fits comfortably in the hand, so rotating the head is easy, enabling effortless, trouble-free cleaning.

\*2 Applies to the CV-9850YR, 9800YJ, 975YR and 970Y.

### Hitachi's Original Multi Angle Head

\*\*Applies to the CV-9850YR, 9800YJ, 975YR and 970Y.



### Free-Moving Head

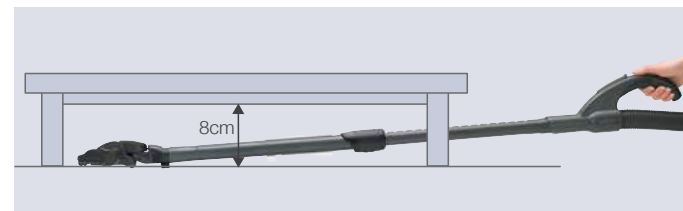
The head rotates vertically 90° either side, so you can reach dust between furniture and in narrow spaces.

\*\*Features differ depending on the model. Please refer to the specifications.



### Flat Mechanism

Because the head stays flat, you can clean thoroughly even under low furniture such as your bed or sofa.



## Made in Japan Models

### 2300W High Power Motor

The highest (Max.) input wattage of the Made in Japan model is 2300W. High suction power vacuum cleaners mean cleaner rooms.

### 23% Stronger Body

\*\*Calculated by Hitachi.

The thicker can is 23% stronger than the conventional 21.0L model.

### CV-9850YR 2300W NEW

Cloth Filter	Dust Capacity 21.0L
Handy & Easy Remote Control	
Multi Angle Head	Dust Disposal Handle

- Grip Handle ●Telescopic Pipe
- On Board Tool Storage
- Dusting Brush & Crevice Nozzle
- Twist-Free Hose ●Tough Base
- Blower Function ●Dust Indicator



BLACK-GOLD



### CV-9800YJ 2300W NEW

Cloth Filter	Dust Capacity 21.0L
Multi Angle Head	Dust Disposal Handle

- Grip Handle ●Telescopic Pipe
- On Board Tool Storage
- Dusting Brush & Crevice Nozzle
- Twist-Free Hose ●Tough Base
- Blower Function ●Dust Indicator



BLACK-RED



### CV-975YR 2200W NEW

Cloth Filter	Dust Capacity 21.0L
Handy & Easy Remote Control	
Multi Angle Head	Dust Disposal Handle

- Grip Handle ●Telescopic Pipe
- On Board Tool Storage
- Dusting Brush & Crevice Nozzle
- Twist-Free Hose ●Tough Base
- Blower Function ●Dust Indicator



TITANIUM GOLD

### CV-970Y 2200W NEW

Cloth Filter	Dust Capacity 21.0L
Multi Angle Head	Dust Disposal Handle

- Grip Handle ●Telescopic Pipe
- On Board Tool Storage
- Dusting Brush & Crevice Nozzle
- Twist-Free Hose ●Tough Base
- Blower Function ●Dust Indicator



TITANIUM GOLD



## CV-960Y 2100W **NEW**

Cloth Filter	Dust Capacity 21.0L
2-Step Rug Floor Nozzle	Dust Disposal Handle

- Telescopic Pipe ●On Board Tool Storage
- Dusting Brush & Crevice Nozzle
- Twist-Free Hose ●Tough Base
- Blower Function ●Dust Indicator



WINE RED

PLATINUM GRAY

## CV-950Y 2000W **NEW**

Cloth Filter	Dust Capacity 18.0L
2-Step Rug Floor Nozzle	Dust Disposal Handle

- Plastic Pipe ●On Board Tool Storage
- Dusting Brush & Crevice Nozzle
- Twist-Free Hose ●Tough Base
- Blower Function ●Dust Indicator



BLACK

WINE RED

PLATINUM GRAY

## CV-945Y 1800W **NEW**

Cloth Filter	Dust Capacity 18.0L
2-Step Rug Floor Nozzle	

- Plastic Pipe ●On Board Tool Storage
- Dusting Brush & Crevice Nozzle
- Twist-Free Hose ●Blower Function
- Dust Indicator



PLATINUM GRAY

WINE RED

## CV-940Y 1600W **NEW**

Cloth Filter	Dust Capacity 15.0L
2-Step Rug Floor Nozzle	

- Plastic Pipe ●On Board Tool Storage
- Dusting Brush & Crevice Nozzle
- Twist-Free Hose ●Blower Function
- Dust Indicator



WINE RED

PLATINUM GRAY

## Pot Models

### CV-100 1300W

Cloth Filter
Dust Capacity 7.5L
Rug Floor Nozzle

- Plastic Pipe ●Long 3m Hose
- On Board Tool Storage
- Dusting Brush & Crevice Nozzle
- Twist-Free Hose ●Dust Indicator



PLATINUM GRAY

WINE RED

### CV-T190 1300W

Cloth Filter
Dust Capacity 3.5L
Rug Floor Nozzle

- Plastic Pipe
- On Board Tool Storage
- Dusting Brush & Crevice Nozzle
- Twist-Free Hose ●Dust Indicator



PLATINUM GRAY

# SPECIFICATIONS

		Canister Type											
		Cyclonic Models								Bag Models			
		CV-SU23V	CV-SU22V	CV-SU21V	CV-SU20V	CV-SY21V	CV-SH20V	CV-SY19	CV-SH18	CV-BR20V	CV-BH18	CV-BU16S	CV-BM16
Motor Max. Power (W)		2300	2200	2100	2000	2100	2000	1900	1800	2000	1800	1600	1600
Remote Control (High/Medium/Low)		●	●	●	●	—	—	—	—	—	—	—	—
Power Control		●	●	●	●	●	●	—	—	●	—	—	—
Blower Function		●	●	●	●	●	●	●	●	●	●	—	—
Suction Control		—	—	—	—	●	●	●	●	●	●	●	●
Dust Filter	Dust case	●	●	●	●	●	●	●	●	—	—	—	—
	Paper bag	—	—	—	—	—	—	—	—	—	—	Paper bag or Cloth bag	Paper bag or Cloth bag
	Cloth bag	—	—	—	—	—	—	—	—	●	●	—	—
	Cloth filter	—	—	—	—	—	—	—	—	—	—	—	—
Dust Capacity (L)		1.6	1.6	1.6	1.6	1.6	1.6	1.6	1.6	3.0	3.0	1.7	1.5
Dust Indicator		●	●	●	●	●	●	●	●	●	●	●	●
7-Stage Filtration		●	●	●	●	●	●	—	—	—	—	—	—
Filter	Nano Titanium	●	●	●	●	●	●	●	●	●	●	—	—
	HEPA clean	●	●	●	●	●	●	—	—	●	—	—	—
	Standard	—	—	—	—	—	—	—	—	—	—	●	●
Extension Wand	Telescopic	●	●	●	●	●	●	—	—	—	—	—	—
	One-Touch Zoom Pipe	—	—	—	—	—	—	—	—	—	—	—	—
	Metal	—	—	—	—	—	—	●	●	●	●	—	—
	Plastic	—	—	—	—	—	—	—	—	—	—	●	●
Quick Carrying Handle		●	—	—	—	—	—	—	—	—	—	●	—
Dust Disposal Handle		—	—	—	—	—	—	—	—	—	—	—	—
Grip Handle		●	●	●	●	—	—	—	—	—	—	—	—
Twist-Free Hose		●	●	●	●	●	●	●	●	●	●	●	●
Tool Holder/Storage		●	●	●	●	●	●	●	●	●	●	●	●
Hose Stand		●	●	●	●	●	●	●	●	●	●	●	●
Automatic Cord Reel		●	●	●	●	●	●	●	●	●	●	●	●
Accessories	Rug Floor Nozzle	Multi Angle Head	Multi Angle Head	Multi Angle Head	Wide 2-Step	Wide 2-Step	Wide 2-Step	Wide 2-Step	Wide 2-Step	Wide 2-Step	Wide 2-Step	●	●
	Dusting Brush	●	●	●	●	●	●	●	●	●	●	—	—
	Crevice Nozzle	●	●	●	●	●	●	●	●	●	●	●	●
Dimensions (mm) L×W×H		389×278×244	389×278×244	389×278×244	389×278×244	385×282×226	385×282×226	385×282×226	385×282×226	385×282×226	385×282×226	321×268×226	288×256×214
Weight (kg)		5.1	5.1	5.1	5.1	4.9	4.9	4.7	4.7	4.5	4.3	3.5	3.0
Body Color		Silky Red	Rose Champagne	Sapphire Blue	Turquoise Green	Brown Metallic	Titanium Gold	Aqua Blue	Blue/Gray	Titanium Gold	Blue	Blue/Gray	Blue/Gray
							Ruby Red						Blue/Gray
													Red/Yellow Green

		Canister Type			Drum Type									
		Bagless Models			Pail Can Models								Pot Models	
		CV-W2000	CV-W1800	CV-W1600	CV-9850YRJ	CV-9800YJ	CV-975YR	CV-970Y	CV-960Y	CV-950Y	CV-945Y	CV-940Y	CV-100	CV-T190
Motor Max. Power (W)		2000	1800	1600	2300	2300	2200	2200	2100	2000	1800	1600	1300	1300
Remote Control (High/Medium/Low)		—	—	—	●	—	●	—	—	—	—	—	—	—
Power Control		—	—	—	●	—	●	—	—	—	—	—	—	—
Blower Function		●	●	●	●	●	●	●	●	●	●	●	—	—
Suction Control		●	●	●	—	●	—	●	●	●	●	●	●	●
Dust Filter	Dust case	—	—	—	—	—	—	—	—	—	—	—	—	—
	Paper bag	—	—	—	—	—	—	—	—	—	—	—	—	—
	Cloth bag	—	—	—	—	—	—	—	—	—	—	—	—	—
	Cloth filter	●	●	●	●	●	●	●	●	●	●	●	●	●
Dust Capacity (L)		6.5	5.0	5.0	21.0	21.0	21.0	21.0	21.0	18.0	18.0	15.0	7.5	3.5
Dust Indicator		●	●	●	●	●	●	●	●	●	●	●	●	●
Filter	Nano Titanium	●	—	—	—	—	—	—	—	—	—	—	—	—
	HEPA clean	—	—	—	—	—	—	—	—	—	—	—	—	—
	Standard	—	●	●	●	●	●	●	●	●	●	●	●	●
Extension Wand	Telescopic	●	—	—	●	●	●	●	●	—	—	—	—	—
	Metal	—	—	—	—	—	—	—	—	—	—	—	—	—
	Plastic	—	●	●	—	—	—	—	—	●	●	●	●	●
Quick Carrying Handle		—	—	—	—	—	—	—	—	—	—	—	—	
Dust Disposal Handle		—	—	—	●	●	●	●	●	●	—	—	—	
Grip Handle		—	—	—	●	●	●	●	●	—	—	—	—	
Twist-Free Hose		●	●	●	●	●	●	●	●	●	●	●	●	
Tool Holder/Storage		●	●	●	●	●	●	●	●	●	●	●	●	
Hose Stand		●	●	●	●	●	●	●	●	●	●	●	—	
Automatic Cord Reel		●	●	●	—	—	—	—	—	—	—	—	—	
Accessories	Rug Floor Nozzle	2-Step	●	●	Multi Angle Head	Multi Angle Head	Multi Angle Head	Multi Angle Head	2-Step	2-Step	2-Step	2-Step	●	●
	Dusting Brush	2-Way	2-Way	2-Way	●	●	●	●	●	●	●	●	●	●
	Crevice Nozzle	—	—	—	●	●	●	●	●	●	●	●	●	●
Dimensions (mm) L×W×H		513×276×225	473×276×225	473×276×225	420×335×590	420×335×590	420×335×590	420×335×590	420×335×590	420×335×545	397×335×536	397×335×500	342×287×402	342×287×330
Weight (kg)		4.8	4.5	4.3	7.0	6.9	6.5	6.5	6.4	6.3	5.8	5.4	4.5	4.2
Body Color		Sapphire Blue	Silver	Platinum Gray	Black-Gold	Black-Red	Titanium Gold	Titanium Gold	Platinum Gray	Platinum Gray	Platinum Gray	Platinum Gray	Platinum Gray	Platinum Gray
		Ruby Red	—	Wine Red	—	—	—	—	Wine Red	Wine Red	Wine Red	Wine Red	Wine Red	Wine Red
		—	—	—	—	—	—	—	—	Black	—	—	—	—

©Specifications and designs are subject to change without notice. ©Color tone of actual products may differ from those shown in this catalog.